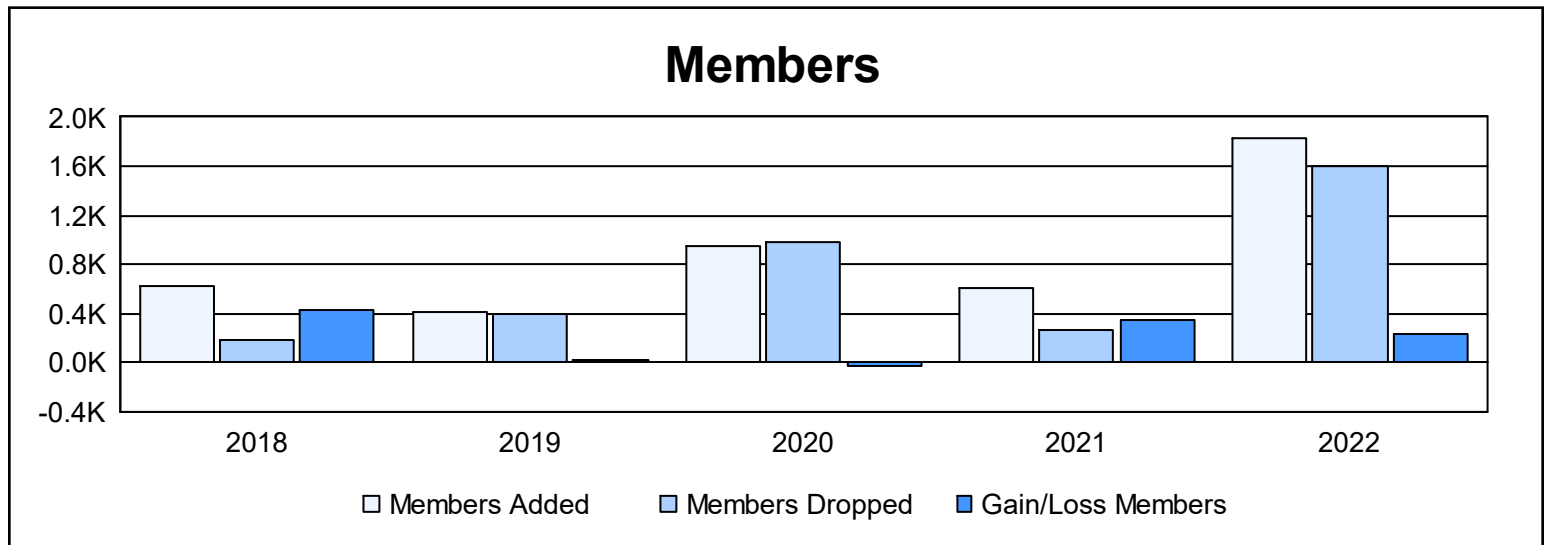
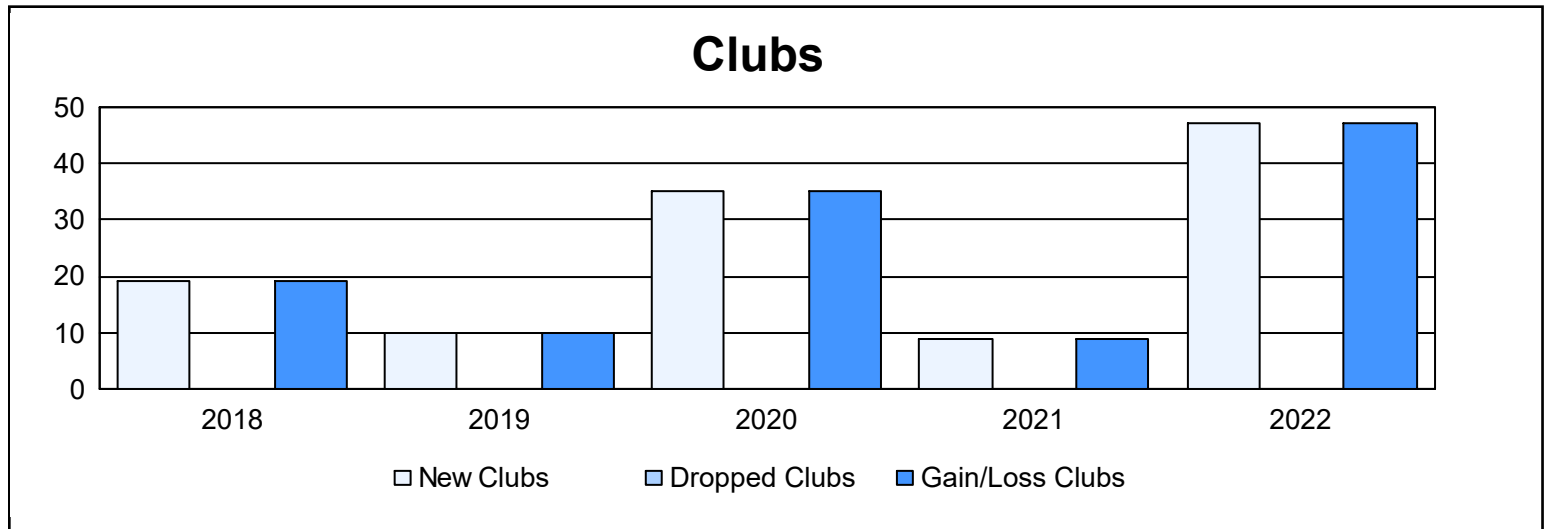
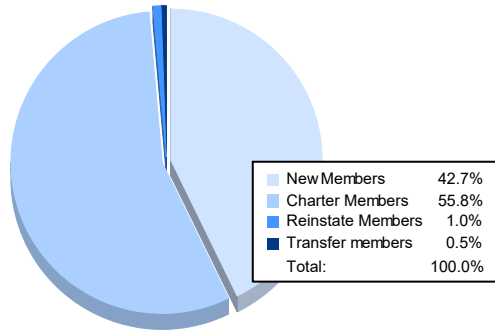


Year	New Clubs	Dropped Clubs	Gain/ Loss Clubs	New Members	Charter Members	Reinstate Members	Transfer Members	Total Member Added	Total Members Dropped	Gain/ Loss Members
2017-2018	19	0	19	157	442	2	16	617	187	430
2018-2019	10	0	10	135	260	15	5	415	401	14
2019-2020	35	0	35	215	725	6	5	951	977	-26
2020-2021	9	0	9	394	206	9	1	610	269	341
2021-2022	47	0	47	781	1,021	18	9	1,829	1,596	233
<b>Average</b>	<b>24</b>	<b>0</b>	<b>24</b>	<b>336</b>	<b>531</b>	<b>10</b>	<b>7</b>	<b>884</b>	<b>686</b>	<b>198</b>



### Membership Composition June 2022 Cumulative



### Gender Composition June 2022 Cumulative

